NINGBO RHT ELECTRONICCO.,LTD

250mA-30A 72Vdc/63Vdc/32Vdc/24Vdc

Description

fuses set the industry standard for performance,
reliability and quality. The solder-free design provides excellent on-off and temperature cycling characteristics during use and also makes our SMD fuses
more heat and shock tolerant than ty pical subminiature fuses.

Features

- Rapid interruption of excessive current
- Compatible with reflow and wave solder Ceramic
- and glass construction
- One time positive disconnect
- Lead free and Halogen free material

Applications

- Secondary circuit protection
- Laptop, notebook, netbook Flat
- panel displays
- High definition television(HDTV)
- LCD/LED backlighting Computers and
- peripherals Gaming console systems
- Handheld/portable equipment Mobile
- device charges Automotive
- Central body control module
- Heating ventilation and air conditioning Doors,window lift
- and seat control Digital instrument cluster
- In-vehicle infotainment and navigation Electric
- pumps,motor control and Powertrain control
- module(PCU)/Engine Transimission Control
- Unit(TCU)

Electrical Characteristcs

Rated Current	% of Amp Rating	Opening Time
250mA~30A	100%	4hours, min
1A~3A	200%	1.0s - 60 s
1A~5A	250%	5.0s max
1A~5A	300%	0.1s - 3.0 s
250mA~750mA	350%	5.0s max
6A~30A	350%	5.0s max
250mA~30A	1000%	0.2ms - 20.0 ms

specitications

Part No.	Rated Voltage (V)				Rated Current (A)	Breaking Capacity (A)			Typical Cold Resistance (mOhms)	Typical Voltage Drop (mV)	Typical Pre-Arcing I^2t (A^2Sec)	Marking
12T-0250L	125Vdc	72Vdc	63Vdc	32Vdc/24Vdc	250mA	100A@72Vdc	100A@63Vdc	100A@32Vdc	3700	1350	0.00038	.25
12T-0375L					375mA				1850	720	0.00077	E
12T-0500L					500mA				1050	690	0.0019	B
12T-0750L					750mA				775	680	0.15	G
12T-010L					1A				485	550	0.2	H
12T-015L					1.5A				218	355	0.45	K
12T-020L					2A				133	310	1.2	N
12T-025L					2.5A				79	230	1.9	O
12T-030L					3A				49	185	2.4	P
12T-035L	-				3.5A				37	175	2.8	R
12T-040L					4A				33	160	3.3	S
12T-045L					4.5A				28	150	4.5	X
12T-050L					5A			300A@24Vdc	22	135	7	T
12T-060L		-			6A	-			15.5	140	14	F
12T-070L					7A				11.5	120	19	J
12T-080L					8A		-		8.0	100	20	V
12T-100L			-		10A				7.0	90	32	U
12T-120L					12A				5.9	85	47	W
12T-150L					15A				3.8	75	63	Y
12T-200L					20A				2.9	70	82	Q
12T-250L					25A				1.6	60	90	25
12T-300L									1.3	60	100	30

250mA-30A 72Vdc/63Vdc/32Vdc/24Vdc

Dimensions

(Unit: mm/inch)

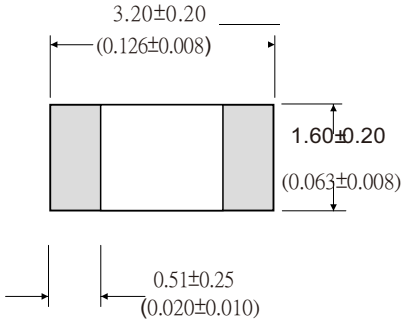

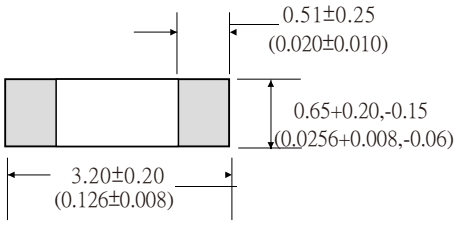

Pad layout

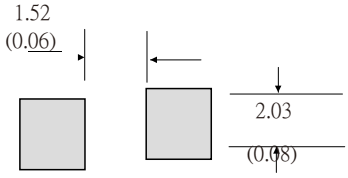

Installation Recommendations

1 Wave Soldering Paameters

Reflow Conditon		Pb-free assembly
Pre Heat	- Temperature Min ($T_{s(min)}$)	150°C
	- Temperature Max ($T_{s(max)}$)	200°C
	- Time (Min to Max) (t_s)	60 – 120 seconds
Average Ramp-up Rate (Liquidus Temp (TL) to peak)		3°C/second max.
TS(max) to TL - Ramp-up Rate		5°C/second max.
Reflow	- Temperature (TL) (Liquidus) - Temperature (tL)	217°C 60 – 150 seconds
Peak Temperature (T_P)		260+0/-5°C
Time within 5°C of actual peak Temperature (t_P)		30 seconds
Ramp-down Rate Time 25°C to peak Temperature (T_P) Do not exceed		6°C/second max 8 minutes max. 260°C

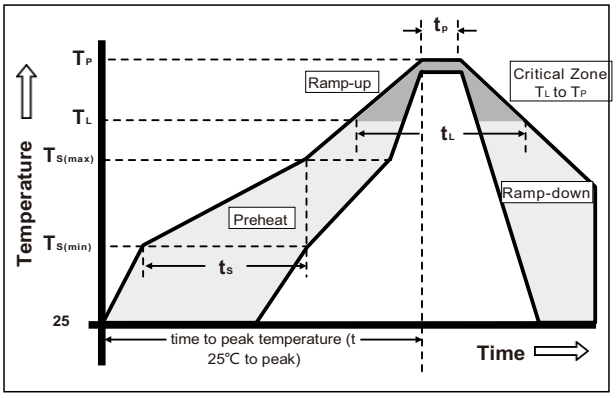

Solder Pot Temperature: 260°C max Solder

Dwell Time: 10 Seconds max

2 Hand-Solder Parameters

Solder Iron Temperature: 280±5°C Heating Time:

5 Seconds min

Generally,hand-soldering is not recommended

Product Characteristics

Materials	**Body**: Ceramic **Terminatons**: Silver over-plated with tin **Element:** Alloy(Ag,Cu,Zn) **Cover Coat**:Glass
Operatng Temperature	-55°C to 125°C Consult temperature rerating curve chart.
Thermal Shock	300 cycles -55°C to 125°C
Humidity	MIL-STD-202F, Method 103B,Condition D
Vibraton	Per MIL-STD-202F, Method 201A
Insulaton Resistance (Afer Opening)	Greater than 10,000 ohms
Resistance to Soldering Heat	MIL-STD-202G,Method 210F, Condition D

250mA-30A 72Vdc/63Vdc/32Vdc/24Vdc

Time Current Curve

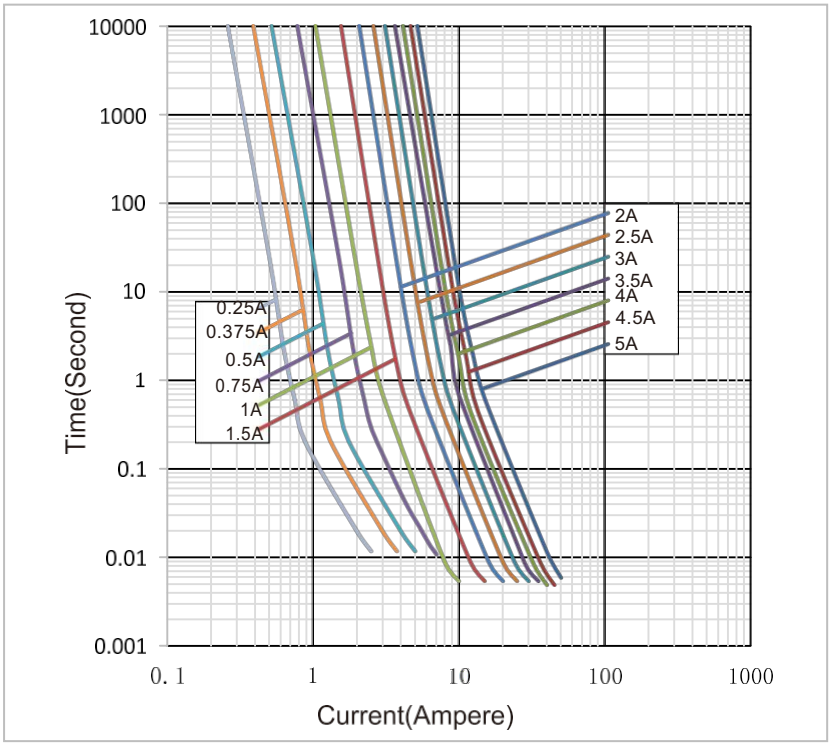

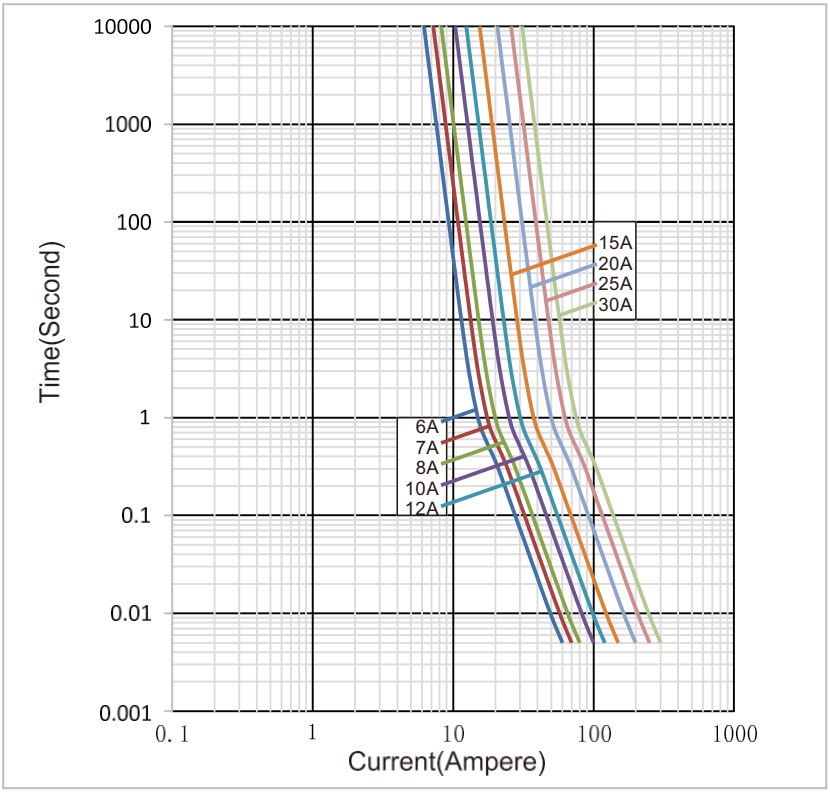

250mA-30A 72Vdc/63Vdc/32Vdc/

24Vdc Packaging

3,000 pieces of fuses in plastic or paper taper （3000pcs）

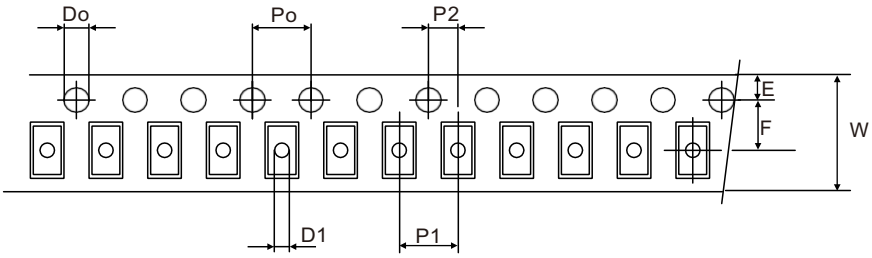

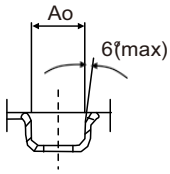

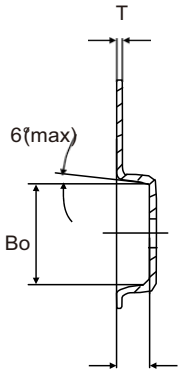

Ko

Symbol	Ao	Bo	Ko	Po	P1	P2
Spec	1.80±0.10	3.50±0.10	1.27±0.10	4.00±0.10	4.00±0.10	2.00±0.10
Symbol	E	F	Do	D1	W	T
Spec	1.75±0.10	3.50±0.10	1.50±0.10	1.00(Max)	8.00±0.10	0.25±0.05

(Unit: mm)

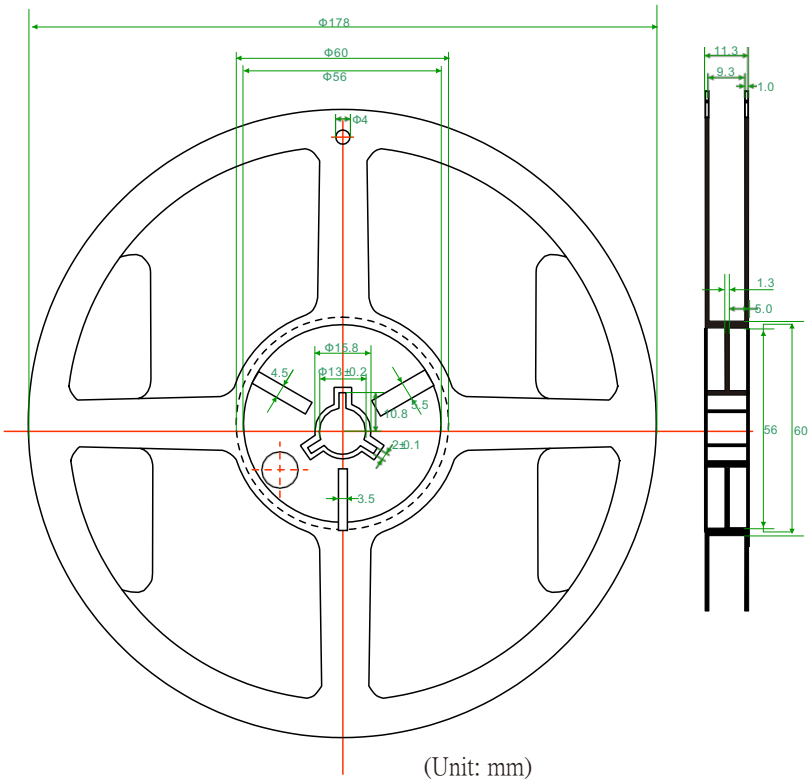

(Unit: mm)