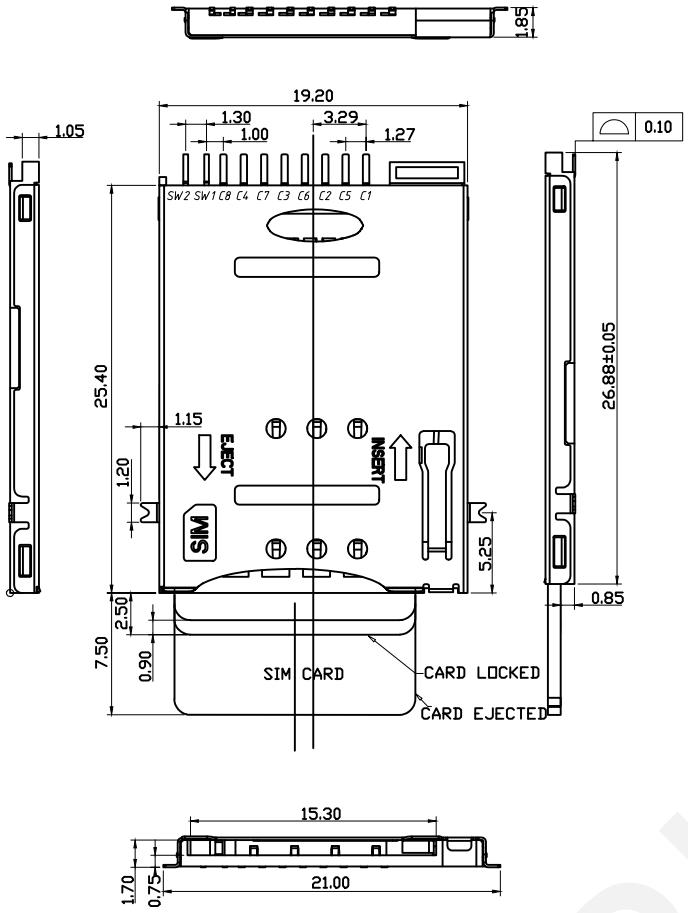

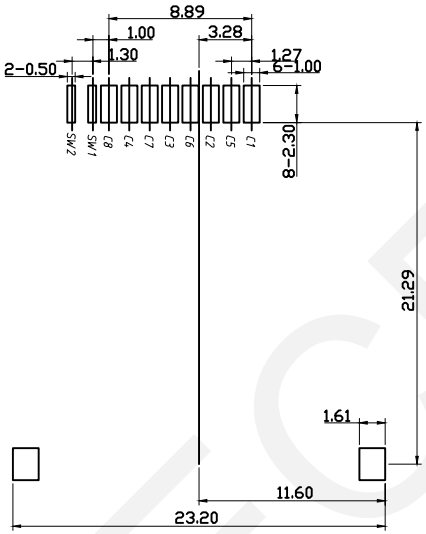

RECOMMENDED PCB LAYOUT
GENERAL TOLERANCE±0.05

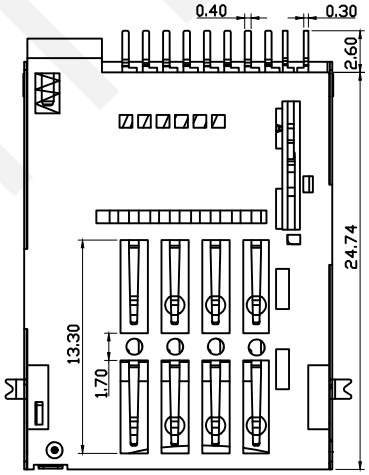

Material:

Insulator:H-Temperature Plastic,UL94V-0.Black.

Contact:Copper Alloy,T=0. 15mm

Shell:Stainless Steel, T=0. 15mm

Finsh:

Terminal:50u" min Nickel Underplated on Allover,Gold Plating on Contact Arer,80u" min Tin on Solder Tail.

Shell:50u" Nickel Underplated on Allover,Gold Flash on Solder Latch.

Electrical:

Current Rating:0.5A.

Voltage Rating:5.0 Vrms.

Insulation Resistance:500M Min.At DC 500V DC

Withstanding Voltage:250V ACrms For 1 Minute.

Contact Resistance:100M Max.At 10MA/20mV MAX.

Operating Temperature:-55℃ TO +85℃

Mating Cycles:5000 Insertions

CIRCUIT:

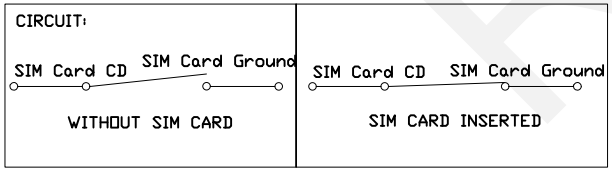

SIM Pin Assignment	
Pin#	Name
C1	VCC
C2	RST
C3	CLK
C4	Reserved
C5	GND
C6	VPP
C7	I/O
C8	Reserved

RHTECP® NINGBO RHT ELECTRONIC CO.,LTD

UNITS:mm	SHEET SIZE: A4	SCALE:---	DRWN BY PAN
0~3	3~18	18~50	50~120
±0.12	±0.15	±0.3	±0.5

CHK'D BY FENG

APPR BY ZHAN

SIM CARD CONN:PUSH PUSH,8P,H1.85mm, SMD wit CD Pin

THIRD ANGLE PROJECTION

RHTAYIM-085-(8+2)P-H1.85-R

RHTECP