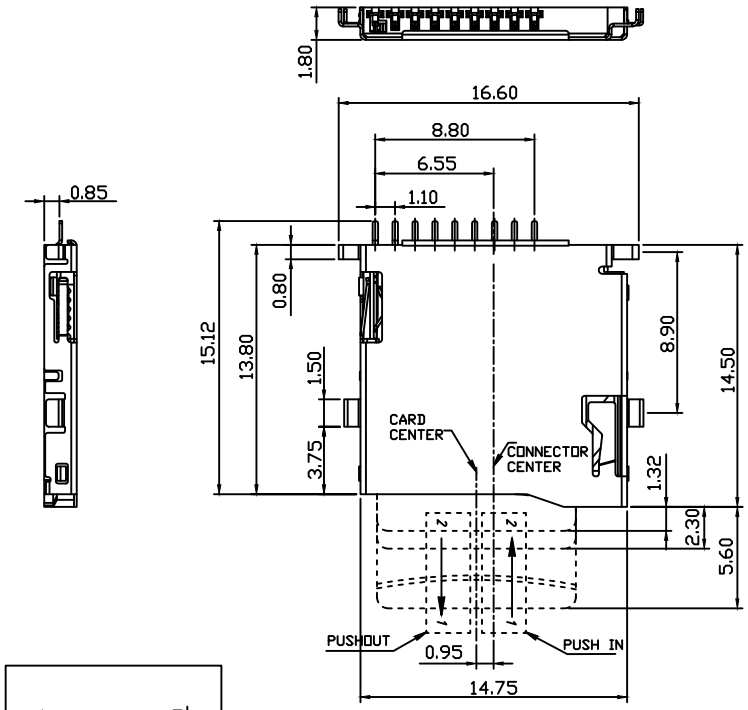

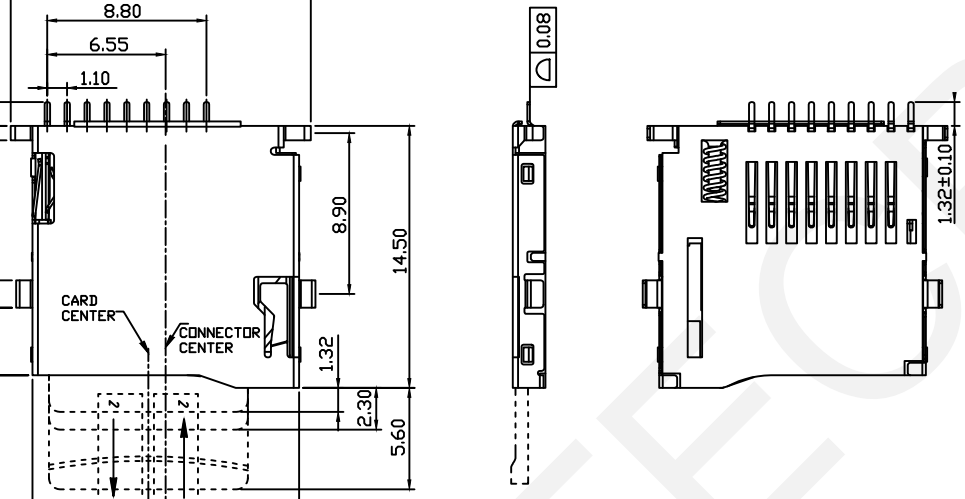

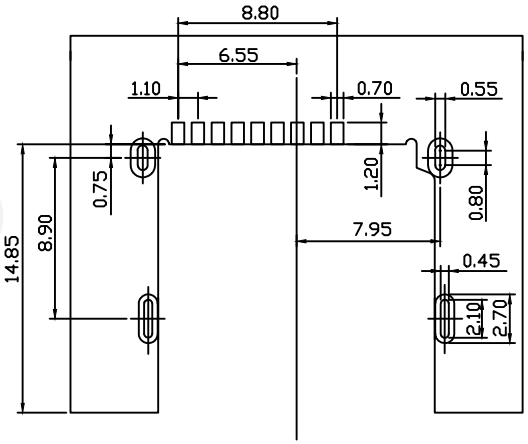

RECOMMENDED PCB HOLE LAYOUT
COMPONENT SIDE VIEW(TOLERANCE:±0.05)

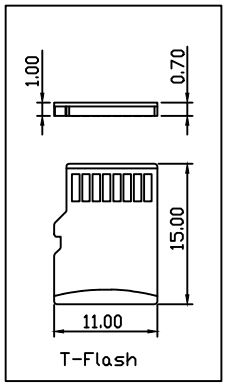

PIN NO	NAME	TYPE	FUNCTION
1	DAT2	I/O/PP	DATE LINE(BIT2)
2	CD/DAT3	I/O/PP	CARD EDTECT DATE LIN(BIT3)
3	CMD	PP	COMMAND RESPONSE
4	VDD	S	SUPPLY VOLTAGE
5	CLK	I	CLOCK
6	VSS	S	SUPPLY VOLTAGE GROUND
7	DAT0	I/O/PP	DATE LINE(BIT0)
8	DAT1	I/O/PP	DATE LINE(BIT1)

Material:
Housing:High Temperature Thermoplastic,Ul94V-0,Black
Terminal:Copper Alloy
Shell:Stainless Steel.
Contact:Contact Area:Au G/F,Solder Area:Matte Tin
80u" Min.;Under plate Ni 30u" Min All Over.
CD Pin:Contact Area:Au G/F,Under Plate Ni 30u" Min All Over
Electrical:
Rated Current:1.0A
Rated Voltage:30V
Contact Resistance50mΩ Max.
Insulation Resistance:1000MΩ Min./500VDC
Dielectric Withstanding Voltage:500V AC
Solder abiltijy:255°C~±5°C,5±0.5s
Durability:10000 Cycles Min.
Operating condition:Temperature-40°C TO +85°C
Humidity 80% R.H. Max.

RHTECP NINGBO RHT ELECTRONIC CO.,LTD	UNITS:mm	SHEET SIZE: A4	SCALE:---	DRWN BY PAN	Micro SD Card CONN:PUSH/PUSH, MID MOUNT 1.0mm,DIP With CD Pin
	0~3	3~18	18~50	50~120	CHK'D BY FENG
	±0.12	±0.15	±0.3	±0.5	APPR BY ZHAN
	THIRD ANGLE PROJECTION				RHTAYF-003E