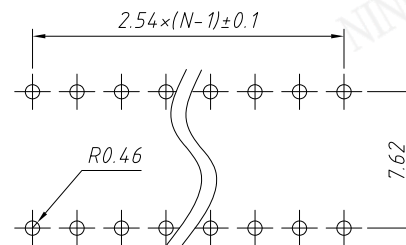
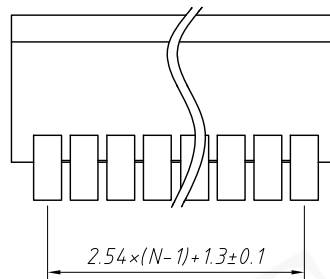


Switching Characteristics:
 Mechanical life: 2000 operations per switch
 Operation Force : ≤9.8N max.
 Stroke: 2.0mm
 Operation Temp: -20°C ~ +70°C
 Electrical life: 2000 operations per switch-24 VDC 25mA
 Contact Resistance: 50m max. at initial
 Non-Switching Rating: 100mA, 50VDC
 Switching Rating: 25mA, 24 VDC
 Circuit: Single pole single throw
 Contact: Half Gold/Sn



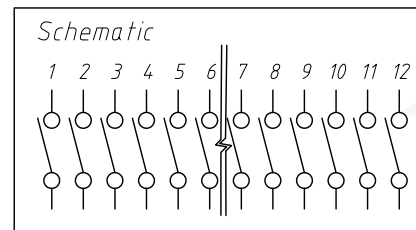
PCB Layout

Model No.	No.Pos.	A
DPT-01	1	4.10
DPT-02	2	6.64
DPT-03	3	9.18
DPT-04	4	11.72
DPT-05	5	14.26
DPT-06	6	16.80
DPT-07	7	19.34
DPT-08	8	21.88
DPT-09	9	24.42
DPT-10	10	26.96
DPT-12	12	32.04

Order Information

RE-S-DPT-XX-X-X-X

- Packaging: 0=Tube 1=Tape
- 0:Non-sealed 1:With sealed
- Color:R=Red,B=Blue,N=Black
- Number of Pos.: 01~12 Pos.
- Dip Switch



Soldering and Cleaning Processes Keep all switch contacts in their "OFF" position for all operatio



NINGBO RHT ELECTRONIC CO.,LTD

UNITS:mm

SHEET SIZE:A4

SCALE:---

>0~3

>3~18

>18~50

>50~120

±0.12

±0.15

±0.3

±0.5

RE-S-DPT

SWITCH